

# Highlights from the Draft MDG Country Report 2014

*Institute of Policy Studies of Sri Lanka  
UN DAY, Colombo,  
24 October 2014*



# Introduction

- 3<sup>rd</sup> MDG Country Report
- Status of the MDGs up to 2012/13, at the national and regional level
- Includes a review of policies that have contributed to Sri Lanka's MDG successes
- Identifies areas where a final push is needed to reach the 2015 targets, and issues for inclusion in the post-2015 agenda
- **Methodology:** The first MDG report to include data from all 25 Districts (latest census and HIES survey)

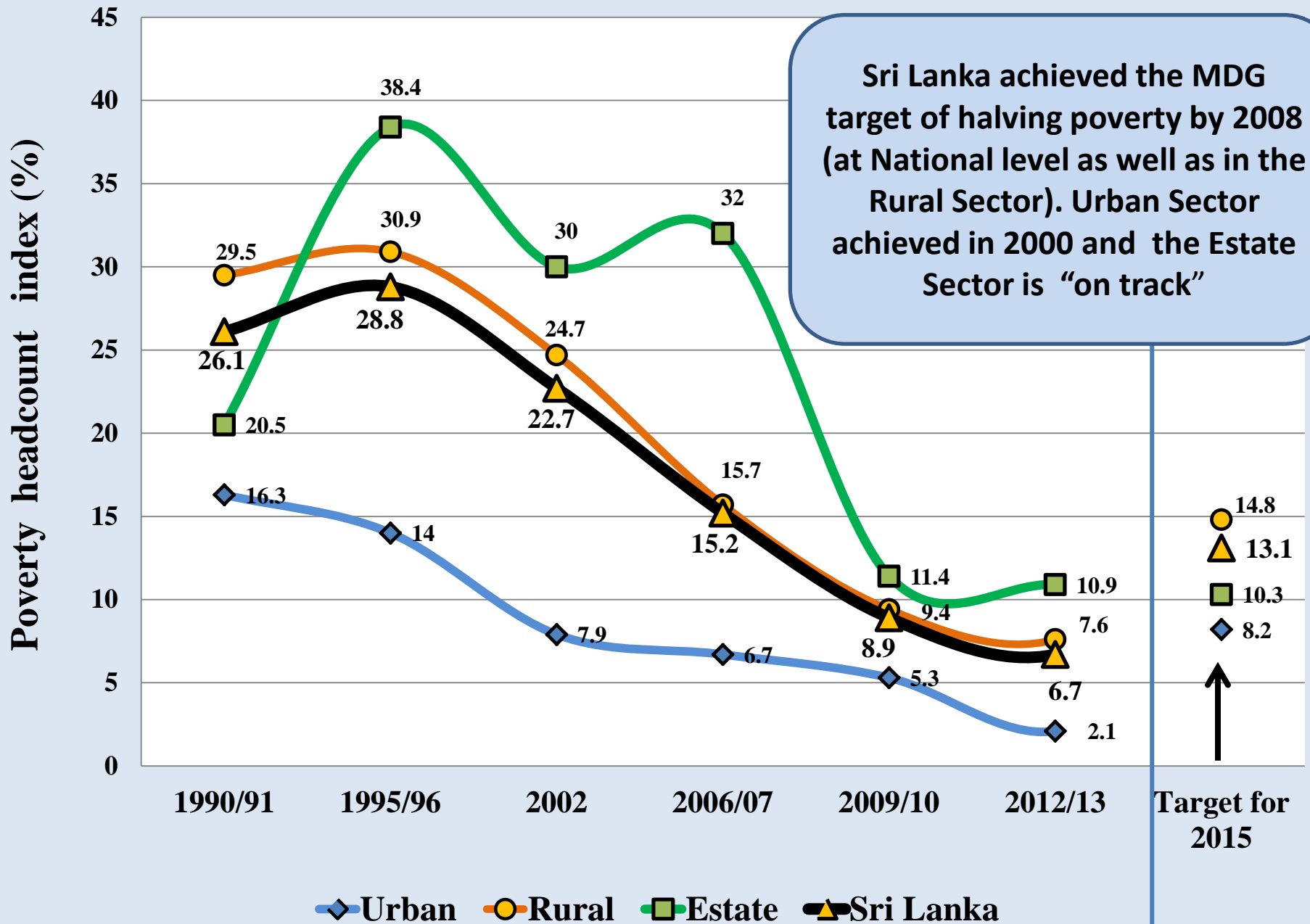
# Headline Result

- Of the 44 indicators that are relevant to Sri Lanka, 26 have specific targets. Of those 26
  - 13 are already achieved
  - 11 are 'on track'
  - Only 2 are 'off track'
- Free education and universal health care – key drivers of the strong performance
- More recent policies and programmes related to MDGs have helped in accelerating the progress and in achieving some targets well ahead of the target year

# Status of MDG 1- Eradicate Extreme Poverty and Hunger

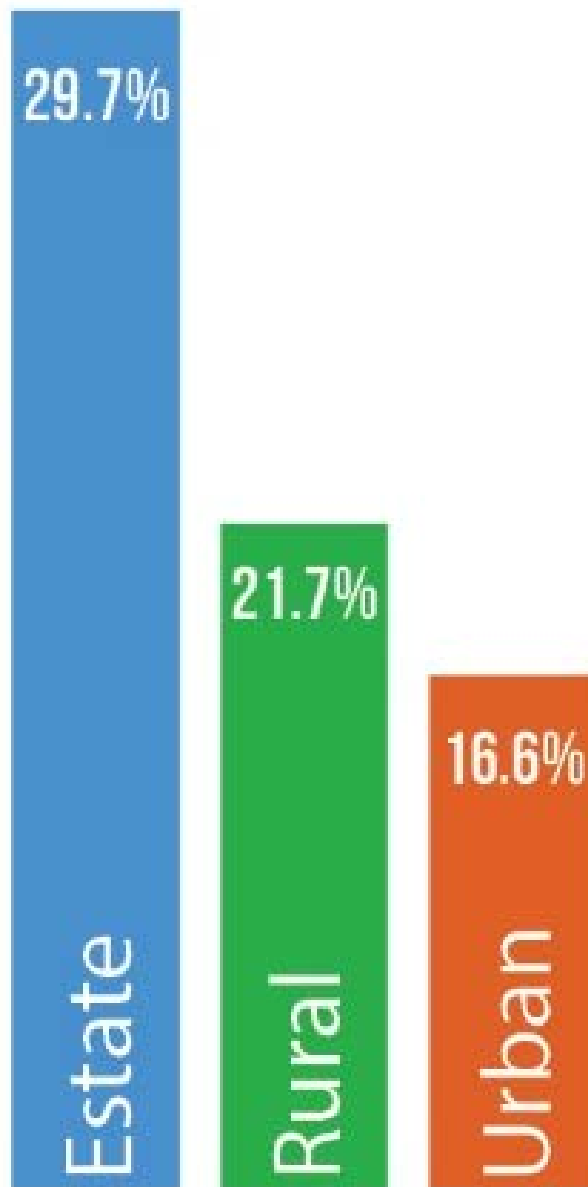
Goal 1: Eradicate extreme poverty and hunger		Status of Indicator & Remarks
1.1	Proportion of population below National Poverty Line (%)	"Achieved"
1.2	Poverty gap ratio	"Achieved"
1.3	Share of poorest quintile in national consumption (%)	
1.4	Growth rate of GDP per person employed (15 years & above) (%)	
1.5	Employment-to-population ratio (15 years & above) (%)	
1.6	Proportion of employed people living below poverty line (%)	
1.7	Proportion of own-account and contributing family workers in total Employment (10 years & above) (%)	
1.8	Prevalence of underweight children under-five years of age New WHO Child Growth Std.	Prevalence (%)
		"On Track". No data to monitor the progress after 2006/07
1.9	Proportion of population below minimum level of dietary energy consumption (%)	"Off Track". Needs Attention

# Incidence of Poverty by Sector – 1990/91 to 2012/13



# 21.6%

OF CHILDREN BELOW  
5 YEARS IN SRI LANKA  
ARE UNDERWEIGHT

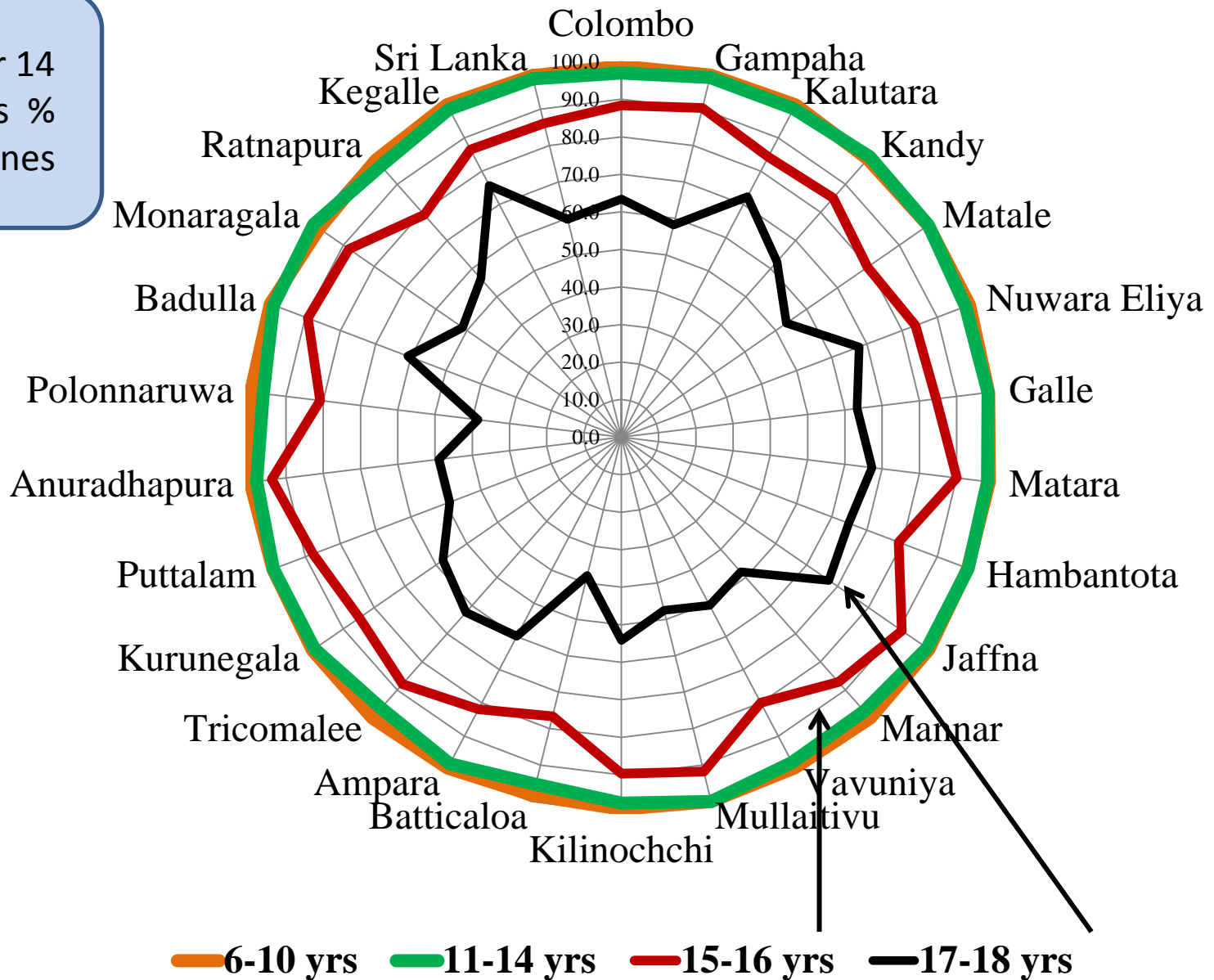


## Status of MDG 2 - Achieve Universal Primary Education

<b>Goal 2: Achieve universal primary education</b>	<b>Status of Indicator/ Remarks</b>
2.1 Net enrolment ratio in primary education (%)	<b>"Achieved"</b>
2.2 Proportion of pupils starting grade 1 who reach last grade of primary (%)	<b>"Achieved"</b>
2.3 Literacy rate of 15-24 year-olds, women and men (%)	<b>"Almost Achieved"</b>

# School Attendance of Children by Age Groups & Districts – 2012/13

After 14 years % declines





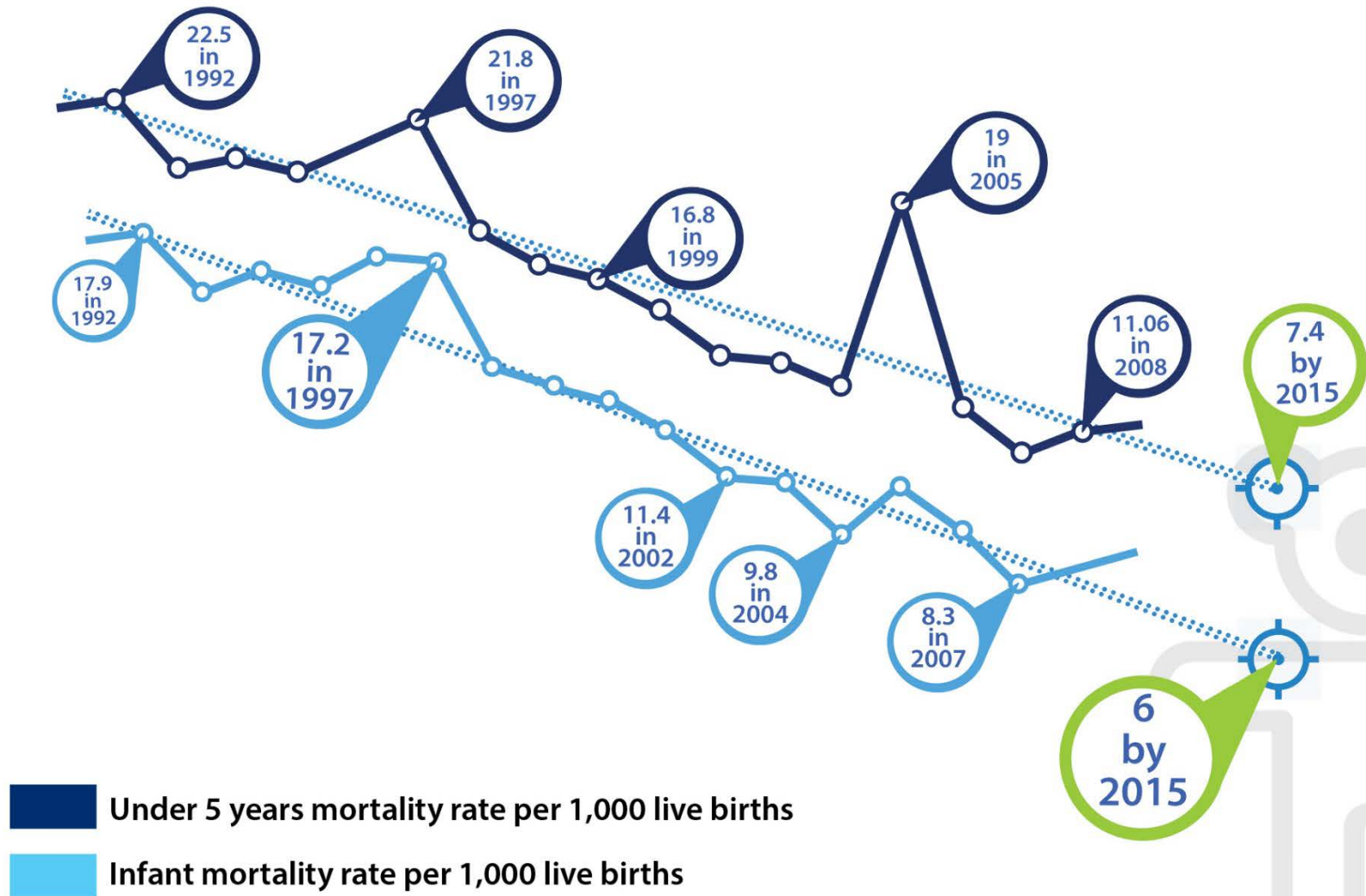
## Status of MDG 3 – Promote Gender Equality and Empower Women

Goal 3: Promote gender equality and empower women`	Status of Indicator/ Remarks
3.1 Ratios of girls to boys in primary, secondary and tertiary education	
Primary (%)	"Achieved"
Lower secondary (%)	"Achieved"
Upper secondary (%)	"Achieved"
Tertiary education (%)	"Achieved"
3.2 Share of women in wage employment in the non-agricultural sector (%)	
3.3 Proportion of seats held by women in national parliament (%) )	

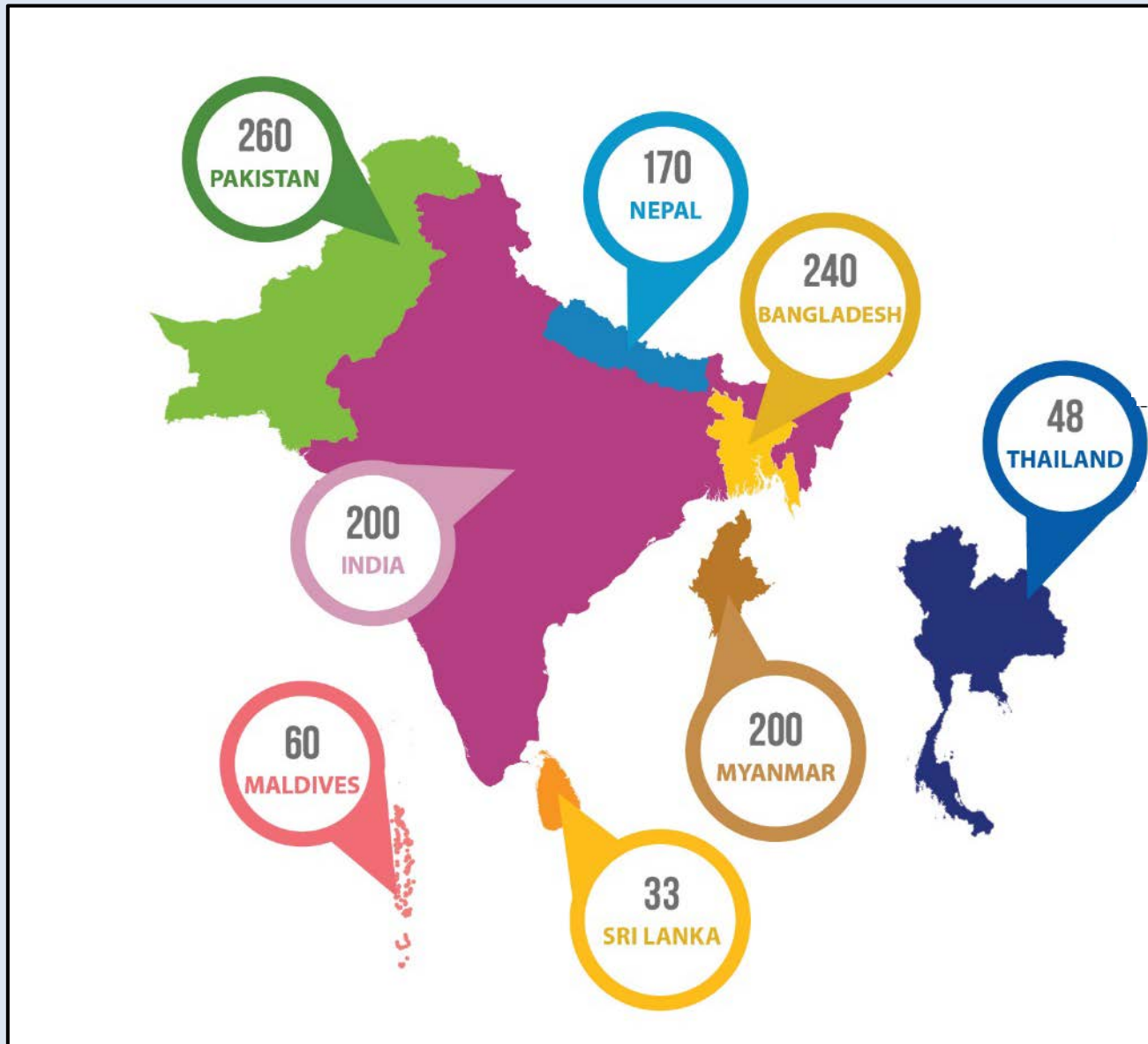
# Status of MDG 4 - Reduce Child Mortality and MDG 5 - Improve Maternal Health

Goal 4: Reduce Child Mortality		Status of Indicator/ Remarks
4.1 Under-five mortality rate	(per 1000 live births)	"On Track"
4.2 Infant mortality rate	(per 1000 live births)	"On Track"
4.3 Proportion of 1 year-old children immunised against measles	(%)	"On Track"
Goal 5: Improve maternal health		
5.1 Maternal mortality ratio (deaths per 100,000 live births)	FHB Estimate	"On Track"
5.2 Proportion of births attended by skilled health personnel	(%)	"Achieved"
5.3 Contraceptive prevalence rate	(%)	
5.4 Adolescent birth rate	(%)	
5.5 Antenatal care coverage (at least one visit and at least four visits)	(%)	
At least one visit	(%)	"On Track". No data to monitor the progress after 2006/07
At least four visits	(%)	
5.6 Unmet needs for family planning	(%)	

**Sri Lanka has successfully reduced both the infant (under 1 year) and under 5 child mortality rates, and if these trends continue - the MDG targets for both will be reached by 2015.**



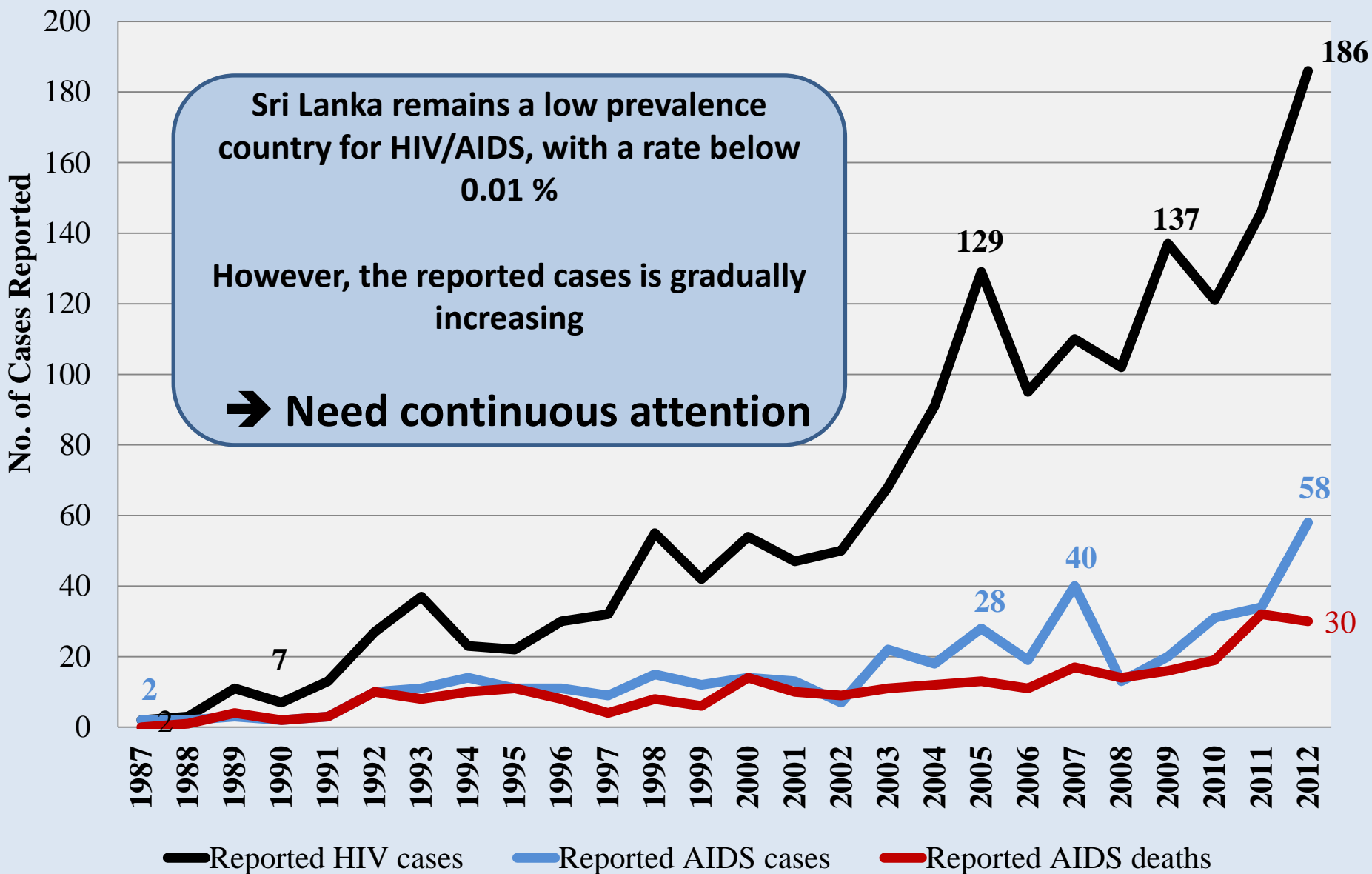
# “Maternal mortality rates per 100,000 live births”



# Status of MDG 6 - Combat HIV/AIDS, malaria and other diseases

Goal 6: Combat HIV/AIDS, malaria and other diseases	
6.1 HIV prevalence among population aged 15-24 years (as information is not available for 15-24 age group, estimates for 15-49 year age group is given here) (%)	<p style="text-align: center;">“On Track”</p> <p style="text-align: center;">Low Prevalence, but numbers are increasing-Needs attention</p>
6.2 Condom use at last high-risk sex (as the information on indicator is not available, “Condom use, to overall contraception use among currently married women aged 15-49 year” is given under this indicator) (%)	
6.3 Proportion of population aged 15-24 years with comprehensive correct knowledge of HIV/AIDS (%)	
6.4 Ratio of school attendance of orphans to school attendance of non-orphans aged 10-14 years	
6.5 Proportion of population with advanced HIV infection with access to Antiretroviral drugs (%)	<p style="text-align: center;">“Off Track”</p> <p style="text-align: center;">Need to increase access to antiretroviral drugs</p>
6.6 Death rates associated with malaria (per 100,000 population)	<p style="text-align: center;">“Achieved”</p>
6.7 Proportion of children under 5 years, sleeping under insecticide-treated bed nets (%)	
6.8 Proportion of children under 5 with fever who are treated with appropriate anti- malarial Drugs (%)	
6.9 Prevalence and death rates associated with tuberculosis	<p style="text-align: center;">“On Track”</p>
6.10 Proportion of tuberculosis cases detected and cured under directly Observed treatment short course (%)	<p style="text-align: center;">“Achieved”</p>
	<p style="text-align: center;">“Achieved”</p>

# Number of Annual Cases of HIV and AIDS, and Deaths Due to AIDS, 1987-2012



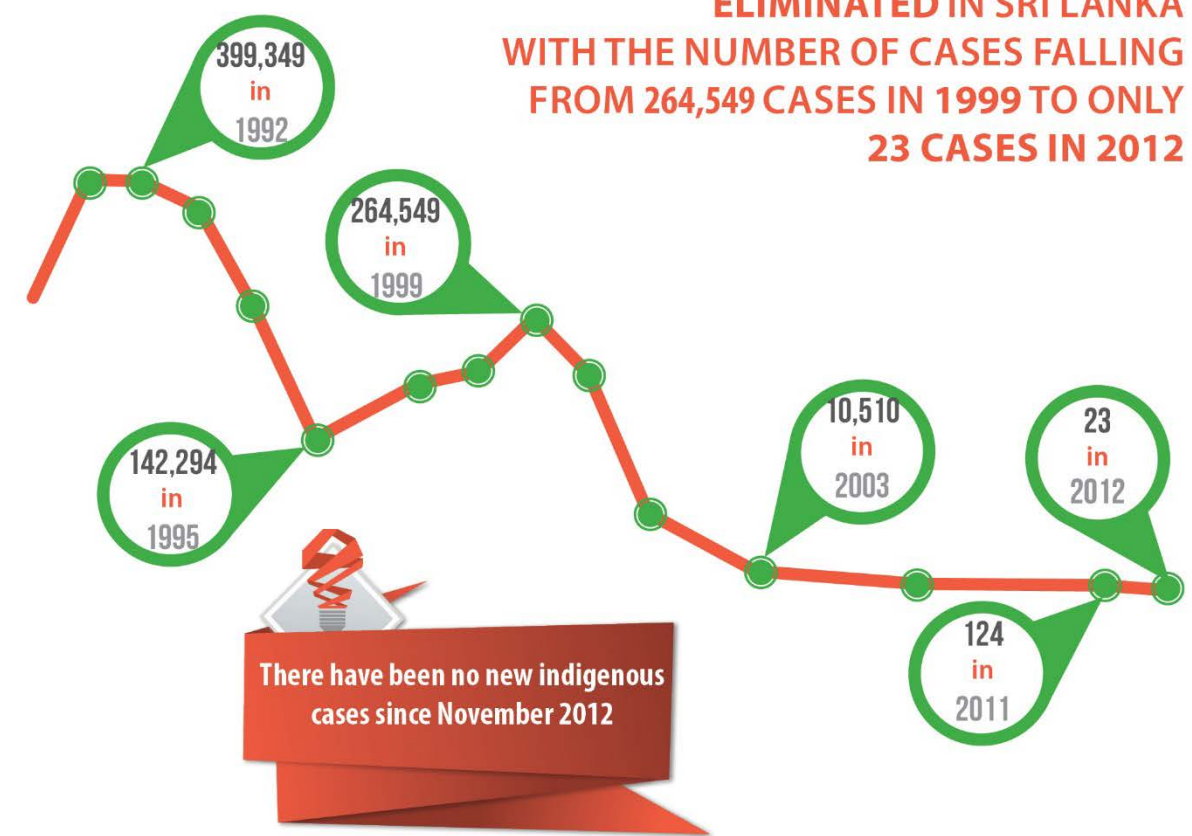


**There have been no malaria-related deaths since 2007**



### Number of Malaria Cases

**MALARIA HAS ALMOST BEEN ELIMINATED IN SRI LANKA WITH THE NUMBER OF CASES FALLING FROM 264,549 CASES IN 1999 TO ONLY 23 CASES IN 2012**



**There have been no new indigenous cases since November 2012**

# Status of MDG 7 – Ensure Environmental Sustainability

Goal 7: Ensure environmental sustainability	Status /Remarks
7.1 Proportion of land area covered by forest (%)	"On Track"
7.2 Total CO2 emissions (Mt)	
7.2 CO2 per capita emissions	
7.2 CO2 kg emission per \$1 GDP (PPP)	
7.3 Consumption of ozone-depleting substances (based on 100% imports) Mt.	
7.4 Proportion of fish stocks within safe biological limits (Mn)	
7.5 Proportion of total water resources used (for agriculture %)	
7.6 Terrestrial areas protected (Ha)	
7.6 Marine areas protected (Ha)	
7.7 Proportion of species threatened with extinction	
7.8 Proportion of population using an improved drinking water source (%)	"Achieved"
7.9 Proportion of population using an improved sanitation facility (%)	"On Track"
7.10 Proportion of urban population living in slums (%)	



**As Sri Lanka develops and urban areas grow, the area of land covered by forest has declined**



## Access to Basic Sanitation



69%  
in 1990

90%  
in 2013

The proportion of the population with access to safe drinking water and basic sanitation has increased.

## Access to Safe Drinking Water



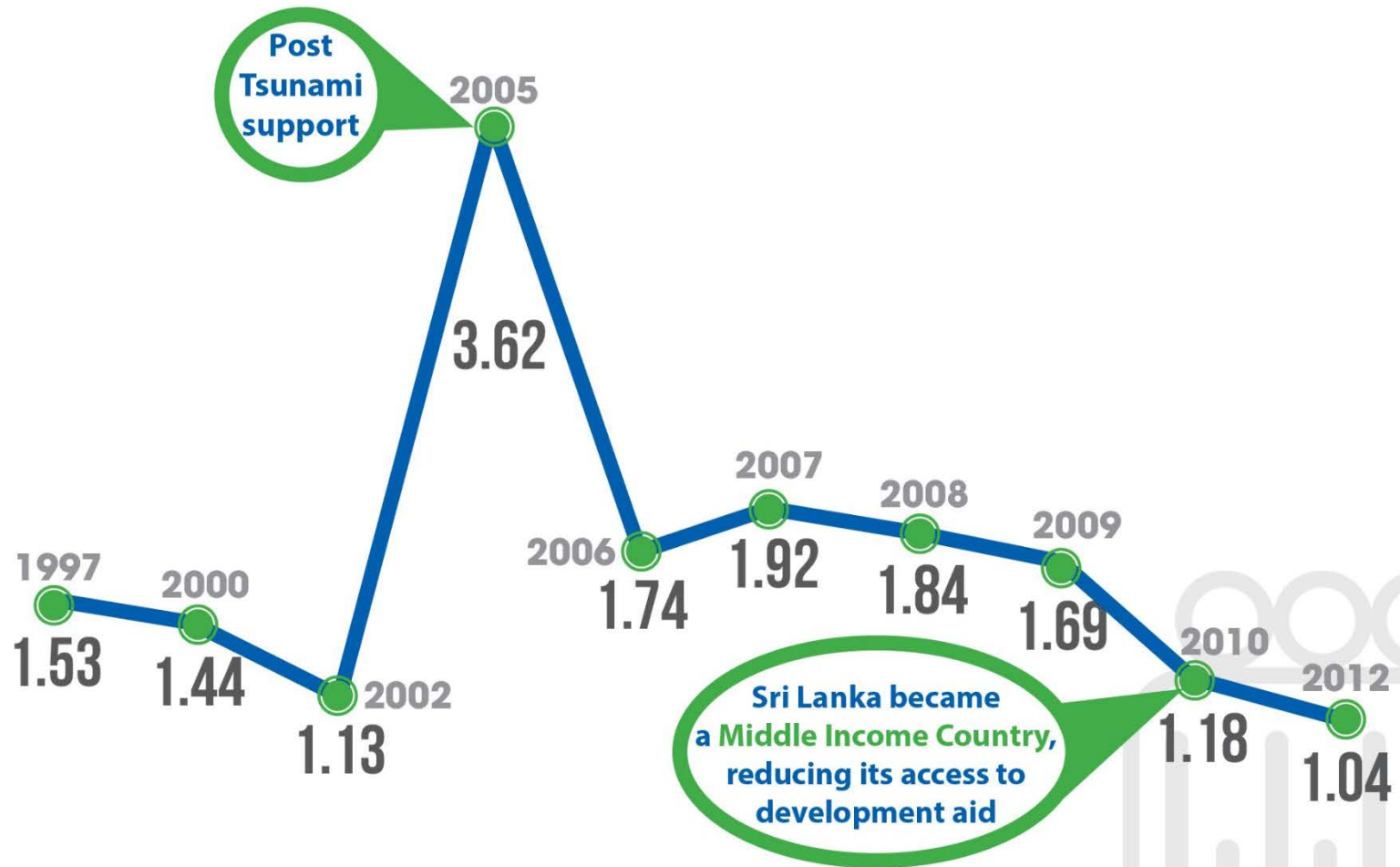
68%  
in 1992

90%  
in 2013

## Status of MDG 8 – Develop a Global Partnership for Development

<b>Goal 8: Develop a global partnership for development</b>	<b>Levels (2012)</b>	<b>Comment</b>
<b>8.12 Debt service as a percentage of exports of goods and services (%)</b>	19.7	Need to Improve
<b>8.14 Telephone lines per 100 population</b>	17	Progressing Well
<b>8.15 Cellular subscribers per 100 population</b>	117	
<b>8.16 Internet users per 100 population</b>	6.72	Need to Improve

# Overseas Development Assistance (ODA) Flows to Sri Lanka as a % of Gross National Income (GNI)



*THANK YOU*



1

ERADICATE EXTREME  
POVERTY AND HUNGER



2

ACHIEVE UNIVERSAL  
PRIMARY EDUCATION



3

PROMOTE GENDER  
EQUALITY AND  
EMPOWER WOMEN



4

REDUCE  
CHILD MORTALITY



5

IMPROVE MATERNAL  
HEALTH



6

COMBAT HIV/AIDS,  
MALARIA AND OTHER  
DISEASES



7

ENSURE  
ENVIRONMENTAL  
SUSTAINABILITY



8

GLOBAL  
PARTNERSHIP FOR  
DEVELOPMENT